


Some examples of vehicle security devices are:

- Interior hood lock and release.
- A second ignition switch or "kill switch" which prevents electrical current from reaching the coil or distributor.
- A fuel switch which prevents fuel from reaching the carburetor.
- A locking gas cap.
- An alarm device which will activate a siren, horn or lights-or all three-to frighten the thief away *before* he is able to steal your car.
- A device that locks steering wheel and break pedal together.
- A steering column collar.

## Theft of Other Vehicles



Theft of trucks and recreation vehicles is on the increase. Mark your vehicle with an identification number such as your driver's license in a conspicuous place.

Thefts of snowmobiles, motorcycles, boats and trailbikes are also increasing. Many of the same precautions that apply to cars also apply to recreational vehicles.

## Lock It

- Lock up and take the keys with you.
- Make sure all easy to carry items like motors, water skis and camping gear are locked up before leaving your vehicle.
- Vehicles carried on trailers should be secured with a strong chain and padlock.
- When the trailer is not attached to your car, secure it with a heavy chain and lock to a stationary object.

- Chain your motorcycle or snowmobile to a stationary object such as a lamppost. Even when your vehicle is in the garage use a heavy chain and padlock that resists conventional steel hacksaw blades.

## What To Do

If your vehicle is broken into or stolen--OR--if you see someone acting suspiciously around parked vehicles, **inform the police immediately**. Quick action by you may not only aid in the recovery of the vehicle, but prevent its use for illegal purposes.

Completion of the vehicle information below and storing it in a safe place will be a valuable aid to police if the vehicle is stolen.

### VEHICLE INFORMATION

Year \_\_\_\_\_ Make \_\_\_\_\_

Model \_\_\_\_\_ Color \_\_\_\_\_



Car ID # \_\_\_\_\_ License # \_\_\_\_\_

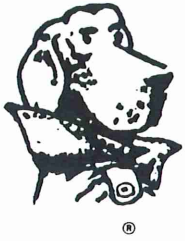
Identifying Marks \_\_\_\_\_

Insurance Co \_\_\_\_\_ Policy # \_\_\_\_\_

Maryland Crime Watch is a program of the  
Maryland Community Crime Prevention Institute  
Police Training Commission  
Department of Public Safety  
and Correctional Services  
3085 Hernwood Road  
Woodstock, Maryland 21163-1099  
(410) 203-1006 or 1-800-303-8802

# How To Prevent MOTOR VEHICLE THEFT






## The Facts Are

Each year, more than a million vehicles are stolen in the United States-about one vehicle every 30 seconds.

Car thieves, like home burglars, generally have an easy time of it. Their thievery is made simple by car owners who obligingly leave doors unlocked (in four out of five cases of auto theft) or who leave keys in the ignition (in one out of five cases).

Though professional car thieves have entered the field in increasing numbers, most cars are still taken by amateurs who can be stopped fairly easily. You can greatly increase your protection against this type of crime by taking the following sensible precautions.


## Reduce Your Risk




- Never leave your keys in an unattended car, even while running a quick errand, and always lock your car.
- Potential car thieves often note identification numbers printed on ignition keys and can obtain duplicates through car dealers by presenting the key number, posing as the car's owner. Car dealers or locksmiths can punch out these numbers from your keys, eliminating the problem. Before having this done, however, record these numbers in a safe place in case you need duplicates.

- Never attach a tag with your name and address to a key ring. If the keys are lost or stolen, the tag will lead the thief directly to your car-and your home. While you're at it, only leave the ignition key with a parking attendant. A dishonest parking lot attendant may have house keys duplicated and sell them, along with your name and address, for a tidy profit.

## Park Carefully



- Avoid leaving an auto unattended in public parking lots for an extended period of time. A car is five times more likely to be stolen from an unattended lot than from the street or an attended lot.
- At night, park in well lighted areas with pedestrian traffic. Auto thieves don't like working in spots where they are clearly visible.
- Lock all doors and roll up windows whenever leaving the car unattended. Be sure vent windows, a favorite means of entry for thieves, are shut tight.
- When you park the car, remove CB, tape deck or other valuable possessions or packages from view. These items tempt thieves and should be locked in the trunk. If possible, also remove the CB antenna and stow it in the trunk.



## Operation Identification

- With an electric engraver, etch your operator's license number on CBs, tape decks and similar items. Consider engraving the same number in several places under the hood, on car doors, trunk lid or other conspicuous places so that a positive identification can be made of your vehicle if it is recovered after theft. Glass etching kits may be purchased for use in engraving windshields.

- Record your vehicle identification number (located on a small metal plate on the dashboard), license tag number, and other descriptions and store in a safe place.

- Never leave your drivers license and vehicle registration in the glove compartment. If you do, thieves will be able to produce legitimate documents when stopped by police.

## Security Devices



A wide variety of vehicle security devices are currently available from many automotive supply stores, department and discount stores and mail order catalogs. While none can be viewed as foolproof most do provide some degree of protection.