


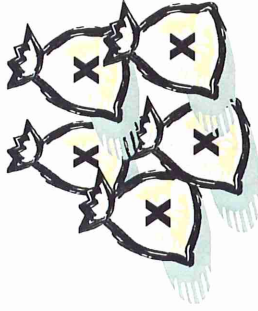
Need "re-leaf" from leaves???

We can help!

Remember: Keep curblines and ditches free of leaves.



**RECYCLE**



"Leaf" it to us

We've got it in the bag!

Anne Arundel County  
Department of Public Works  
2662 Riva Road  
Annapolis, MD 21401

Recycled Paper

Anne Arundel County  
Department of Public Works

The Importance of  
Recycling Leaves



ANNE  
ARUNDEL  
COUNTY

MARYLAND

County Executive Janet S. Owens

## *Leaves, leaves everywhere...*

You enjoyed the shade they brought during summer and watched them turn gorgeous colors and float slowly to the ground this fall—well, now that they are piled in your yard, what are you going to do with... all.....those.....leaves?

The first and most important thing to remember is:

**Never, ever block drainage ditches or curblines by raking your leaves into them.**

**Why?** Most residents of the County live within a watershed. Therefore, it is most likely that whatever enters the storm drain or ditch near your property runs directly into the closest tributary of the Chesapeake Bay. In autumn, large amounts of leaves become a source of water pollution. Once they reach the waterway, the leaves release nutrients that contribute to the accelerated growth of algae which can be detrimental to fish and other aquatic life.

**Why?** Leaves can build up along curbs, gutters, and ditches and block stormwater so that flooding occurs. The resulting standing water attracts insects such as mosquitoes that carry diseases like West Nile Virus.

**Why?** Should a major weather event occur, blocked curblines and ditches can lead to flooding of roadways and can also result in personal property damage including flooding of your home.

**Why?** Protecting our environment, including our recreational waterways, as well as keeping our neighborhoods clean and safe, is a powerful incentive to most folks. If you keep leaves and debris out of your storm drains, gutters, and ditches, you can help keep our waterways clean and healthy and provide a better environment for native plants and animals. The result will be cleaner, safer, more enjoyable communities and recreational areas.

**Why?** The County already has a recycling program in place for the curbside collection of yard waste, including leaves. It is therefore more efficient and cost effective to utilize this Waste Management Services program than to divert Bureau of Highways resources from other priority work to clean ditches, curblines, and storm drains.


*Need “re-leaf” from leaves???*

*We can help...*

**RECYCLE!**

*“Leaf” it to us*

*We’ve got it in the bag...*



*Join your neighbors and  
start recycling  
your leaves today!*



Place bagged leaves or containers of leaves at the curb by 6 a.m. on your regular recycling day. Yard waste, including leaves, is collected year round.



Mark each bag or container with an “X” on all sides. Masking tape works well. There is no limit to the number of bags or containers of leaves that we will collect at curbside. For the safety of our collection contractors, keep bags and containers under 40 pounds each.



Residents without curbside collection may recycle yard waste at any one of the County’s convenience centers. For a location near you and operating hours, please visit our web site at: [www.aacounty.org/dpw/wastemanagement/convctr.cfm](http://www.aacounty.org/dpw/wastemanagement/convctr.cfm).

## *Environmentally Friendly Alternatives*

### *For Disposal of Leaves*

#### *Compost*

Start a compost pile or add leaves to an existing one. Composting is nature’s way of recycling leaves, grass clippings, and other organic materials and converting them into a valuable soil enricher that can be utilized in flower and vegetable gardens. To learn more about composting, please visit our web site at:

[www.aacounty.org/dpw/wastemanagement/yardwaste.cfm](http://www.aacounty.org/dpw/wastemanagement/yardwaste.cfm)

If you prefer, you can call Waste Management Services at 410-222-6100.

#### *Mulch*

By using a mulching mower, you can chop the leaves into small pieces which will decompose directly on your lawn. If the mower has a bagger, you can collect the leaf pieces and spread them around flower beds and shrubs as mulch.

#### *Till*

Decomposing leaves provide a naturally produced organic material which is healthy to lawns and gardens. To reap the benefits of this natural recycling process, till leaves directly into a garden.